

The Annual Quality Assurance Report (AQAR) of the IQAC

All NAAC accredited institutions will submit an annual self-reviewed progress report to NAAC, through its IQAC. The report is to detail the tangible results achieved in key areas, specifically identified by the institutional IQAC at the beginning of the academic year. The AQAR will detail the results of the perspective plan worked out by the IQAC. *(Note: The AQAR period would be the Academic Year. For example, July 1, 2012 to June 30, 2013)*

Part – A

AQAR for the year (for example 2013-14)

2017-18

1. Details of the Institution

1.1 Name of the Institution

PRESIDENCY COLLEGE

1.2 Address Line 1

NO.33/2, C & D, Kempapura

Address Line 2

Hebbal

City/Town

Bengaluru

State

Karnataka

Pin Code

560024

Institution e-mail address

iqac@presidency.edu.in

Contact Nos.

080 – 42478700 / 709

Name of the Head of the Institution:

Dr. Muddu Vinay

Tel. No. with STD Code:

080 – 42478700 / 709 Ext - 112

Mobile:

09620017915

Name of the IQAC Co-ordinator:

Dr. Badri H.S

Mobile:

09845215960

IQAC e-mail address:

iqac@presidency.edu.in

1.3 NAAC Track ID (For ex. MHCOGN 18879)

KACOGN14422

OR

1.4 NAAC Executive Committee No. & Date

(For Example EC/32/A&A/143 dated 3-5-2004.
This EC no. is available in the right corner- bottom
of your institution's Accreditation Certificate)

EC(SC)/25/A&A/1.2
[Executive Committee No.]
dated 09th June, 2017

1.5 Website address:

www.presidencycollege.ac.in

Web-link of the AQAR:

www.presidencycollege.ac.in/naac/aqar/

For ex. <http://www.ladykeanecollege.edu.in/AQAR2012-13.doc>

1.6 Accreditation Details

Sl. No.	Cycle	Grade	CGPA	Year of Accreditation	Validity Period
1	1 st Cycle	A	3.20	2011	5
2	2 nd Cycle	A+	3.52	2017	5
3	3 rd Cycle				
4	4 th Cycle				

1.7 Date of Establishment of IQAC :

DD/MM/YYYY

June 15, 2011

1.8 Details of the previous year's AQAR submitted to NAAC after the latest Assessment and Accreditation by NAAC ((for example AQAR 2010-11 submitted to NAAC on 12-10-2011))

- i. AQAR 2011-12 submitted to NAAC on 30-03-2012
- ii. AQAR 2012-13 submitted to NAAC on 10-03-2013
- iii. AQAR 2013-14 submitted to NAAC on 19-03-2014
- iv. AQAR 2014-15 submitted to NAAC on 16-03-2015
- v. AQAR 2015-16 submitted to NAAC on 22-03-2016
- vi. AQAR 2016-17 submitted to NAAC on 28-03-2017

1.9 Institutional Status

University State Central Deemed Private

Affiliated College Yes No

Constituent College Yes No

Autonomous college of UGC Yes No

Regulatory Agency approved Institution Yes No

(eg. AICTE, BCI, MCI, PCI, NCI)

Type of Institution Co-education Men Women

Urban Rural Tribal

Financial Status Grant-in-aid UGC 2(f) UGC 12B

Grant-in-aid + Self Financing Totally Self-financing

1.10 Type of Faculty/Programme

Arts Science Commerce Law PEI (Phys Edu)

TEI (Edu) Engineering Health Science Management

Others (Specify)

-

1.11 Name of the Affiliating University (*for the Colleges*)

**BENGALURU CENTRAL
UNIVERSITY, BENGALURU**

1.12 Special status conferred by Central/ State Government-- UGC/CSIR/DST/DBT/ICMR etc

Autonomy by State/Central Govt. / University

-

University with Potential for Excellence

-

UGC-CPE

-

DST Star Scheme

-

UGC-CE

-

UGC-Special Assistance Programme

-

DST-FIST

-

UGC-Innovative PG programmes

-

Any other (*Specify*)

-

UGC-COP Programmes

-

2. IQAC Composition and Activities

2.1 No. of Teachers

14

2.2 No. of Administrative/Technical staff

03

2.3 No. of students

06

2.4 No. of Management representatives

02

2.5 No. of Alumni

01

2.6 No. of any other stakeholder and
community representatives

01

2.7 No. of Employers/ Industrialists

01

2.8 No. of other External Experts

01

2.9 Total No. of members

2.10 No. of IQAC meetings held

2.11 No. of meetings with various stakeholders: No. Faculty

Non-Teaching Staff Students Alumni Others

2.12 Has IQAC received any funding from UGC during the year? Yes No

If yes, mention the amount

2.13 Seminars and Conferences (only quality related)

(i) No. of Seminars/Conferences/ Workshops/Symposia organized by the IQAC

Total Nos. International National State Institution Level

(ii) Themes

2.14 Significant Activities and contributions made by IQAC

- Presidency College is recognized as Research Centre [Management] by Bangalore University
- Dr. Chandan Chavadi, Dr. Venkataraman and Dr. Irshad Nazeer have been approved as Research Guides with 09 Students
- Management Journal is being published bi-annually
- National Level One Day Workshop on “Unleashing the Creative Potential” 24th November 2017
- National Level One Day Workshop on “The Emerging Trends and Transition of GST in the current Scenario” 09th December 2017
- Orientation programme for the faculty was conducted on 28th June, 2017 on the theme “Research Proposal Writing for Funded Projects”.
- Faculty Development Programme “Six Thinking Hats & Concept Mapping” Orientation programme for the faculty was conducted on 29th June, 2017
- “Opportunities for Applying to the Ph.D Programme in Presidency University” Orientation programme for the faculty was conducted on 30th June, 2017
- The faculty of Presidency College had a day of outbound activity at Guhantara Resort – off Kanakapura Main Road on 1st July, 2017.
- Orientation Programme for Freshers of the Degree Courses-3rd July, 2017
- Learning Outcomes and Student Evaluation” Orientation programme for the faculty was conducted on 5th July, 2017
- Orientation programme for the faculty was conducted on 27th June, 2017 on the theme “NAAC Way Forward”.
- Career Guidance and Placement Cell strengthened

- Implemented personality development programs, value added certificate courses & pre placement training program for the students
- Strengthened the Entrepreneurship Development centre
- Upgraded library by subscription to e-journals (EBSCO) and providing inter-connectivity with other libraries
- More avenues for students to engage in community services
- Sensitizing students to ecological and environmental issues
- Publication of a Journal of international standards
- Seminars, conferences and invited talks arranged
- Conduction of Faculty development programme every year
- Faculty Seminar Series-Research Initiative
- Governing council meeting held on a regular basis with members of the committee as a part of Academic Review activity
- Seminars, conferences and invited talks arranged
- Conduction of Faculty development programme every year
- Faculty Seminar Series-Research Initiative
- Governing council meeting held on a regular basis with members of the committee as a part of Academic Review activity

2.15 Plan of Action by IQAC/Outcome

The plan of action chalked out by the IQAC in the beginning of the year towards quality enhancement and the outcome achieved by the end of the year *

Plan of Action	Achievements
Annexure-I Attached	

* Attach the Academic Calendar of the year as Annexure.

2.15 Whether the AQAR was placed in statutory body Yes No
Management Syndicate Any other body

Provide the details of the action taken

- ✓ Allocation of more funds to research activities
- ✓ Academic and Administrative Audit by External expert (AAA)
- ✓ Introduction of Key Result Areas (KRA) as performance assessment system for faculty members which includes all core activities – Academics, Research & capacity Building
- ✓ In house Faculty Seminar Series every fortnight to enhance Research output among Faculty members

Part – B

Criterion – I

1. Curricular Aspects

1.1 Details about Academic Programmes

Level of the Programme	Number of existing Programmes	Number of programmes added during the year	Number of self-financing programmes	Number of value added / Career Oriented programmes
PhD	01	-	-	-
PG	05	00	05	02
UG	05	00	05	02
PG Diploma	-	-	-	-
Advanced Diploma	-	-	-	-
Diploma	-	-	-	-
Certificate	02	06	10	02
Others	-	-	-	-
Total	13	06	20	06

Interdisciplinary	-	-	-	-
Innovative	01	-	01	-

1.2 (i) Flexibility of the Curriculum: CBCS/Core/Elective option / Open options-CBCS

(ii) Pattern of programmes:

Pattern	Number of programmes
Semester	10
Trimester	-
Annual	-

1.3 Feedback from stakeholders* Alumni Parents Employers Students
(On all aspects)
Mode of feedback : Online Manual Co-operating schools (for PEI)

**Please provide an analysis of the feedback in the Annexure*

Annexure – III

1.4 Whether there is any revision/update of regulation or syllabi, if yes, mention their salient aspects.

Added more employability enhancement programmes, value added programmes and certificate programmes

1.5 Any new Department/Centre introduced during the year. If yes, give details.

NO

-

Criterion – II

2. Teaching, Learning and Evaluation

2.1 Total No. of permanent faculty

Total	Asst. Professors	Associate Professors	Professors	Others
95	53	21	21	-

2.2 No. of permanent faculty with Ph.D.

21

2.3 No. of Faculty Positions Recruited (R) and Vacant (V) during the year

Asst. Professors		Associate Professors		Professors		Others		Total	
R	V	R	V	R	V	R	V	R	V
7	0	0	0	0	0	0	0	7	0

2.4 No. of Guest and Visiting faculty and Temporary faculty

0

01

0

2.5 Faculty participation in conferences and symposia:

No. of Faculty	International level	National level	State level
Attended Seminars/ Workshops	0	50	-
Presented papers	0	64	-
Resource Persons	0	2	-

2.6 Innovative processes adopted by the institution in Teaching and Learning:

- Online Induction Program www.learnwithflip.com
- Wednesday Afternoon Seminar Series (WASS)
- Friday Afternoon Seminar Series (FASS)
- Working papers
- Review of research papers
- Sponsoring faculty members for undertaking research
- Guiding students to present papers at regional/state/national level seminars
- Micro teaching in practice
- Use of ICT in teaching learning process
- Establishing the session plan for every subject well before the commencement of each semester along with the course hand outs which are made available to all students on the start of the academic year
- Teacher's study materials [soft copy-power point/PDF presentation] are shared with students
- Teaching faculty and students are encouraged to use latest technology such as LCD, internet, etc., in the teaching learning process
- Institution conducts remedial classes and diagnostic tests for slow learners based on that it adopts teaching strategies to improve the level of learning.
- For advance learners, the institution encourages them to take part in research projects and

2.7 Total No. of actual teaching days during this academic year

180

2.8 Examination/ Evaluation Reforms initiated by the Institution (for example: Open Book Examination, Bar Coding, Double Valuation, Photocopy, Online Multiple Choice Questions)

Multiple choice questions for some subjects

2.9 No. of faculty members involved in curriculum restructuring/revision/syllabus development as member of Board of Study/Faculty/Curriculum Development workshop

0	0	2
---	---	---

2.10 Average percentage of attendance of students

92.87%

2.11 Course/Programme wise distribution of pass percentage :

Sl. No.	Course	Academic Year	Semester	Total Students Appeared	I Class	II Class	Pass Class	Total Pass %
1	B.B.A.	2014 - 15	V Sem	131	68	22	1	69.47
			VI Sem	127	102	15	0	92.13
		2015 - 16	III Sem	124	58	13	1	58.06
			IV Sem	137	99	16	1	84.67
		2016 - 17	I Sem	155	90	8	0	63.23
			II Sem	153	90	27	1	77.12
2	B.COM	2014 - 15	V Sem	199	141	38	2	90.95
			VI Sem	200	156	30	0	93.00
		2015 - 16	III Sem	187	102	25	0	67.91
			IV Sem	202	141	35	1	87.62
		2016 - 17	I Sem	204	113	24	0	67.16
			II Sem	214	155	29	0	85.98
3	B.C.A	2014 - 15	V Sem	92	68	2	0	76.09
			VI Sem	98	86	0	0	87.76
		2015 - 16	III Sem	122	107	4	0	90.98
			IV Sem	121	102	1	0	85.12
		2016 - 17	I Sem	133	86	3	0	66.92
			II Sem	126	95	2	0	76.98
4	BA (POLITICAL SCIENCE)	2014 - 15	V Sem	24	19	4	0	95.83
			VI Sem	26	23	3	0	100.00
		2015 - 16	III Sem	25	20	2	0	88.00
			IV Sem	26	21	2	0	88.46
		2016 - 17	I Sem	33	19	1	0	60.61
			II Sem	27	21	1		81.48
5	BA (PSYCHOLOGY)	2016 - 17	I Sem	16	9	2	0	68.75
			II Sem	15	10	2		80.00

Sl. No.	Course	Academic Year	Semester	Total Students Appeared	I Class	II Class	Pass Class	Total Pass %
1	M C A	2014 - 15	V Sem	41	38	0	0	92.68
			VI Sem	42	41	0	0	97.62
		2015 - 16	III Sem	45	23	0	0	51.11
			IV Sem	44	42	0	0	95.45
		2016 - 17	I Sem	41	19	2	0	51.22
			II Sem	35	31	1	0	91.43
2	M B A	2015 - 16	III Sem	214	191	19	0	98.13
			IV Sem	218	198	10	0	95.41
		2016 - 17	I Sem	195	120	67	2	96.92
			II Sem	208	151	46	0	94.71
3	MCOM (IB)	2015 - 16	III Sem	25	23	0	0	92.00
			IV Sem	25	24	0	0	96.00
		2016 - 17	I Sem	26	26	0	0	100.00
			II Sem	31	29	0	0	93.55
4	MCOM (FA)	2015 - 16	III Sem	43	43	0	0	100.00
			IV Sem	44	40	3	0	97.73
		2016 - 17	I Sem	33	32	0	0	96.97
			II Sem	25	24	0	0	96.00
5	MCOM	2015 - 16	III Sem	47	47	0	0	100.00
			IV Sem	47	44	1	0	95.74
		2016 - 17	I Sem	41	41	0	0	100.00
			II Sem	40	40	0	0	100.00

2.12 How does IQAC Contribute/Monitor/Evaluate the Teaching & Learning processes :

- **Through Bench Marking**
- **Through Students Performance**
- **Through Feedback System**

2.13 Initiatives undertaken towards faculty development

<i>Faculty / Staff Development Programmes</i>	<i>Number of faculty benefitted</i>
Refresher courses	0
UGC – Faculty Improvement Programme	0
HRD Programmes	0
Orientation Programmes	02
Faculty exchange Programme	0
Staff training conducted by the university	0
Staff training conducted by other institutions	24
Summer / Winter schools, Workshops, etc.	0
Others-Research Activities Workshop	0

2.14 Details of Administrative and Technical staff

Category	Number of Permanent Employees	Number of Vacant Positions	Number of permanent positions filled during the Year	Number of positions filled temporarily
Administrative Staff	58	0	01	0
Technical Staff	04	0	0	0

Criterion – III

3. Research, Consultancy and Extension

3.1 Initiatives of the IQAC in Sensitizing/Promoting Research Climate in the institution

- National Level One Day Workshop on “Unleashing the Creative Potential” 24th November 2017
- National Level One Day Workshop on “The Emerging Trends and Transition of GST in the current Scenario” 09th December 2017
- Faculty Development Programme on Theory of Computation, Cryptography and Network Security for Bangalore University Affiliated Colleges – Computer Science on 11th January 2017
- The faculty seminar series 2017
- Faculty Development Programme “Human Resource Development”- “Loneliness – The Silent Killer” 8th January, 2018 by Dr. Rajeev K Massey – Professor, Presidency B- School.

3.2 Details regarding major projects

	Completed	Ongoing	Sanctioned	Submitted
Number	-	-	-	-
Outlay in Rs. Lakhs	-	-	-	-

3.3 Details regarding minor projects

	Completed	Ongoing	Sanctioned	Submitted
Number	-	02	02	-
Outlay in Rs. Lakhs	-	1.15	1.15	-

3.4 Details on research publications

	International	National	Others
Peer Review Journals	14	30	-
Non-Peer Review Journals	0	0	-
e-Journals	0	0	-
Conference proceedings	0	20	-

3.5 Details on Impact factor of publications:

Range Average h-index Nos. in SCOPUS

3.6 Research funds sanctioned and received from various funding agencies, industry and other organisations

Nature of the Project	Duration Year	Name of the funding Agency	Total grant sanctioned	Received
Major projects	-	-	-	-
Minor Projects	2 Years	<ul style="list-style-type: none"> • UGC sponsored minor research project • APMC Chickballapur research project 	1.15 Lakhs	1.15 Lakhs
Interdisciplinary Projects	-	-	-	-
Industry sponsored	-	-	-	-
Projects sponsored by the University/ College	-	-	-	-
Students research projects (<i>other than compulsory by the University</i>)	-	-	-	-
Any other (Specify)	-	-	-	-
Total	-	-	-	-

3.7 No. of books published i) With ISBN No. Chapters in Edited Books

ii) Without ISBN No.

3.8 No. of University Departments receiving funds from

UGC-SAP CAS DST-FIST
DPE DBT Scheme/funds

3.9 For colleges
Autonomy CPE DBT Star Scheme
INSPIRE CE Any Other (specify)

3.10 Revenue generated through consultancy

3.11 No. of conferences organized by the Institution

Level	International	National	State	University	College
Number	-	02	-	-	-
Sponsoring agencies	-	-	-	-	-

3.12 No. of faculty served as experts, chairpersons or resource persons

3.13 No. of collaborations International National Any other

3.14 No. of linkages created during this year

3.15 Total budget for research for current year in lakhs :

From Funding agency From Management of University/College

Total

3.16 No. of patents received this year

Type of Patent		Number
National	Applied	-
	Granted	-
International	Applied	-
	Granted	-
Commercialised	Applied	-
	Granted	-

3.17 No. of research awards/ recognitions received by faculty and research fellows
Of the institute in the year

Total	International	National	State	University	Dist	College
-	-	-	-	-	-	-

3.18 No. of faculty from the Institution
who are Ph. D. Guides
and students registered under them

04

09

3.19 No. of Ph.D. awarded by faculty from the Institution

-

3.20 No. of Research scholars receiving the Fellowships (Newly enrolled + existing ones)

JRF SRF Project Fellows Any other

3.21 No. of students Participated in NSS events:

University level	<input type="text" value="02"/>	State level	<input type="text" value="02"/>
National level	<input type="text" value="08"/>	International level	<input type="text" value="-"/>

3.22 No. of students participated in NCC events:

University level	<input type="text" value="0"/>	State level	<input type="text" value="02"/>
National level	<input type="text" value="02"/>	International level	<input type="text" value="-"/>

3.23 No. of Awards won in NSS:

University level	<input type="text" value="-"/>	State level	<input type="text" value="-"/>
National level	<input type="text" value="-"/>	International level	<input type="text" value="-"/>

3.24 No. of Awards won in NCC:

University level	<input type="text" value="-"/>	State level	<input type="text" value="-"/>
National level	<input type="text" value="-"/>	International level	<input type="text" value="-"/>

3.25 No. of Extension activities organized

University forum	<input type="text" value="-"/>	College forum	<input type="text" value="0"/>		
NCC	<input type="text" value="01"/>	NSS	<input type="text" value="08"/>	Any other	<input type="text" value="08"/>

3.26 Major Activities during the year in the sphere of extension activities and Institutional Social Responsibility

- General Health Camp-for Students and Staff Members-9th March 2017
- “Feed the Need” - serving food for the economically downtrodden people (slum dwellers) -10th & 25th February 2017
- Cashless Transactions-Digital Economy Campaign-03-Jan-2017 and 06-Jan-2017 for residents of college neighborhood
- **“Feed the Need-** serving food for economically downtrodden people (slum dwellers) - Friday, the 10th February 2017 and on Saturday, the 11th February 2017
- **“Feed the Need”** - serving food for economically downtrodden people (slum dwellers), - Saturday, the 25th of February 2017
- One-day health camp in association with grow and glow, a health care centre in Kempapura on **Thursday, 09-Mar-2017**
- National Youth Day Celebration programme organized by Ramakrishna mutt at Basavanagudi, Bangalore- 154th birth anniversary of Swami Vivekananda a one-day programme was arranged at Ramakrishna mutt on 12th January 2017
- National Youth Week Vaedictory programme in Palace Grounds, Bangalore on 18th January 2017

Criterion – IV

4. Infrastructure and Learning Resources

4.1 Details of increase in infrastructure facilities:

Facilities	Existing	Newly created	Source of Fund	Total
Campus area	1.5 Acres	0	Self Financing	01
Class rooms	76	02		78
Laboratories	08	0		08
Seminar Halls	02	01		02
No. of important equipments purchased (\geq 1-0 lakh) during the current year.	01	01		-
Value of the equipment purchased during the year (Rs. in Lakhs)	30.0 Lakhs	30.0 Lakhs		-
Others	-	-		-

4.2 Computerization of administration and library

Yes - Library and administration are fully computerized

4.3 Library services:

LIBRARY SERVICES FOR UG COURSE

	Existing [2016-17]		Newly added [2017-18]		Total	
	No.	Value	No.	Value	No.	Value
Text Books	13498	394232.65	617	413554.40	15222	807786
Reference Books	229		878			
e-Books	nil	nil	nil	-	-	-
Journals	46	48,686.00	renewed	48,686.00		
e-Journals	3	3,61,267.00	renewed	3,61,267.00		
Digital Database						
CD & Video	1353	-	50	-	1353	
Others (specify) Institutional Membership British Library	1	10,000.00	renewed	10,000.00		

LIBRARY SERVICES FOR PG COURSE

	Existing [2015-16]		Newly added [2016-17]		Total	
	No.	Value	No.	Value	No.	Value
Text Books	905	489088.35	196	100042.70	1255	589131.05
Reference Books	123		31			
e-Books	nil	nil	nil	-	-	-
Journals	20	48,686.00	renewed	48,686.00	20	-
e-Journals	3	3,61,267.00	renewed	3,61,267.00	-	3
Digital Database					-	-
CD & Video	1523	-	28	-	1551	-
Others (specify) Institutional Membership IIMB Library	1	5000.00	renewed	5000.00	-	1

4.4 Technology up gradation (overall)

	Total Computers	Compute r Labs	Internet	Browsing Centres	Computer Centres	Office	Depart- ments	Others
Existing	229	04	Yes- WiFi	01	04	Yes	All	-
Added	0	0	0	0	0	0	0	0
Total	229	04	Yes	01	04	Yes	All	0

4.5 Computer, Internet access, training to teachers and students and any other programme for technology upgradation (Networking, e-Governance etc.)

E - Governance

4.6 Amount spent on maintenance in lakhs :

i) ICT	03.71 Lakhs
ii) Campus Infrastructure and facilities	559.57 Lakhs
iii) Equipments	48.73 Lakhs
iv) Others	60.90 Lakhs
Total :	672.91 Lakhs

Criterion – V

5. Student Support and Progression

5.1 Contribution of IQAC in enhancing awareness about Student Support Services

- Through Digital Notice Board
- Through SMS services
- Through Letter correspondence
- Through circulars
- Through Suggestion box

5.2 Efforts made by the institution for tracking the progression

Progression are regularly monitored on one to one basis

5.3 (a) Total Number of students

UG	PG	Ph. D.	Others
1930	795	9	-

(b) No. of students outside the state

839

(c) No. of international students

101

No	%
92	91

Men

No	%
9	9

Women

Last Year						This Year					
General	SC	ST	OBC	Physically Challenged	Total	General	SC	ST	OBC	Physically Challenged	Total
2016	114	40	476	0	2646	2007	146	34	547	0	2734

Demand ratio **110.21 %**

Dropout % **1.32%**

5.4 Details of student support mechanism for coaching for competitive examinations (If any)

Yes - Supported

No. of students beneficiaries **54**

5.5 No. of students qualified in these examinations

NET - SET/SLET - GATE **3** CAT **02**

IAS/IPS etc - State PSC - UPSC - Others **31**

5.6 Details of student counselling and career guidance

A separate student counselling centre with a full time counsellor is available
 A separate training and placement cell is established for career guidance

No. of students benefitted **340**

5.7 Details of campus placement

<i>On campus</i>			<i>Off Campus</i>
Number of Organizations Visited	Number of Students Participated	Number of Students Placed	Number of Students Placed
69	579	272	49

5.8 Details of gender sensitization programmes

Gender sensitization programmes is conducted regularly

5.9 Students Activities

5.9.1 No. of students participated in Sports, Games and other events

State/ University level National level International level

No. of students participated in cultural events

State/ University level National level International level

5.9.2 No. of medals /awards won by students in Sports, Games and other events

Sports : State/ University level National level International level

Cultural: State/ University level National level International level

5.10 Scholarships and Financial Support

	Number of students	Amount
Financial support from institution	526	8622250
Financial support from government SC / ST	35	960363
Financial support from government Category	118	1792710
Financial support from other sources	-	-
Number of students who received International/ National recognitions	-	-

5.11 Student organised / initiatives

Fairs : State/ University level National level International level

Exhibition: State/ University level National level International level

5.12 No. of social initiatives undertaken by the students

5.13 Major grievances of students (if any) redressed: Yes-redressed

Criterion – VI

6. Governance, Leadership and Management

6.1 State the Vision and Mission of the institution

Vision:

In a caring and positive environment Presidency will provide education to empower our students to recognize and optimize their full potential, to achieve personal standards of excellence in academic work as well as in supportive areas of physical, cultural and social development, inculcating civic and human values.

Mission

To empower our students to recognize and optimize their full potential; by fostering a family environment where educational, social, cultural, ethical and emotional needs are addressed through a holistic program, offered with the partnership afforded by staff, students and the community at large, to provide world-class education.

Objectives

- To mould the minds of the young and create in them a desire to live a complete life in the modern society as honorable and worthy citizens.
- To develop a passion for learning and academic excellence.
- To build a solid foundation for future learning of the students.

6.2 Does the Institution has a management Information System

Yes the Institution has a management Information System -

[ERP – Package – pgc.myclassboard.com]

6.3 Quality improvement strategies adopted by the institution for each of the following:

6.3.1 Curriculum Development

- Certificate Programmes –Introduction
- Integrated Programmes for B Com Courses – ACCA – Association of Chartered Certified Accountants Programme
- Collaborations with University of the Fraser Valley

6.3.2 Teaching and Learning

- Use of ICT
- Establishment of the course plan for every subject well before the commencement of each semester along with the course handouts which are made available to all students on the start of the academic year
- Teacher’s study materials [Soft copy-PPT slides/PDF presentation] ARE shared with students
- Organizing conferences, seminars, workshops and guest lectures
- Deputation of students and faculty for conferences, seminars and workshops
- Remedial classes, student counseling and internal tests are being conducted on a routine basis.
- Organizing student seminars on recent trends and developments in respective subjects.

6.3.3 Examination and Evaluation

- Weekly test
- Prefinal Examination
- Guiding students to apply for photo copy of answer scripts, evaluation of received answer script, apply for revaluation and challenge evaluation.

6.3.4 Research and Development

- 3 Days paid leave (OOD) in a month for Faculty staff involved in

6.3.5 Library, ICT and physical infrastructure / instrumentation

- Online journal subscribed - NLIST ,EBSCO, JGATE, e-Shodh Ganga, e-Shodh Sindhu, DOAJ

6.3.6 Human Resource Management

A well established HR team manages Human Resource of the College. It is responsible for the attraction, selection, training, assessment, and rewarding of employees, while also overseeing organizational leadership and culture and ensuring compliance with employment and labour laws. HR Software ASCENT HR has been put into place that allows employees to update their personal data, and skill sets, log times, and check-in/out. Managers can access all info about subordinates, have control on approvals, leave management, and even track time for jobs. Eliminate errors through automated data entry. Effortlessly consolidate attendance data from multiple devices, customize leave types, schedule jobs, and create timesheets.

6.3.7 Faculty and Staff recruitment

Well qualified Faculty and staff recruited as per requirements
Roaster System followed during Faculty and Staff recruitment

6.3.8 Industry Interaction / Collaboration

- Industry Interaction is integrated for all courses
- Field visits, industrial visits at state, national and international levels
- Collaboration with industries and other noted institutions to organize seminars, workshops and value added courses

6.3.9 Admission of Students

Admission of students are made as per norms
Roaster System followed during students admission

6.4 Welfare schemes for

Teaching	PF, Gratuity, Medical Insurance, Cash incentive for paper presentation
Non teaching	Medical Insurance, Loan facility
Students	Merit Scholarship

6.5 Total corpus fund generated

125.21 Lakhs

6.6 Whether annual financial audit has been done Yes No

6.7 Whether Academic and Administrative Audit (AAA) has been done?

Audit Type	External		Internal	
	Yes/No	Agency	Yes/No	Authority
Academic	YES	LIC, BANGALORE UNIVERSITY, BANGALORE & EXTERNAL AUDITORS	YES	MANAGEMENT, DIRECTOR, PRINCIPAL
Administrative	YES	LIC, BANGALORE UNIVERSITY, BANGALORE & EXTERNAL AUDITORS	YES	MANAGEMENT, DIRECTOR, PRINCIPAL

6.8 Does the University/ Autonomous College declares results within 30 days?

For UG Programmes Yes No

For PG Programmes Yes No

6.9 What efforts are made by the University/ Autonomous College for Examination Reforms?

- University organized workshops for Principals, Custodians and Chairman-BOE to Train them about reforms in examination like grey areas in filling OMR.
- Scanning of answer scripts
- Sitting squad appointed by the University in addition to flying squad to keep the Daily account of question papers, answer scripts, additional sheets, and recording of any irregularities including malpractice cases
- Centralized valuation and initiation for quick declaration of results

6.10 What efforts are made by the University to promote autonomy in the affiliated/constituent colleges?

- University conducted workshops on highlighting the significance of autonomy in affiliated colleges and motivating the affiliated colleges to go for autonomy.

6.11 Activities and support from the Alumni Association

- Alumni meet are conducted every year
- Guest Lecture are conducted through alumni

6.12 Activities and support from the Parent – Teacher Association

- PTM - conducted every semester
- Parent - Teacher association feedback is taken on all aspects
- Awareness programme on health care

6.13 Development programmes for support staff

- Communication class
- Computer Literacy programme

6.14 Initiatives taken by the institution to make the campus eco-friendly

- E-waste Management
- Rain harvesting system
- Cycle day
- Solar system in place
- Roof top Nutrition garden
- Plastic Free Zone Campaign

Criterion – VII

7. Innovations and Best Practices

7.1 Innovations introduced during this academic year which have created a positive impact on the functioning of the institution. Give details.

- Do It Yourself (DIY) - Advertisement creation and display by students
- Guiding students to present papers at regional/state/national level seminars
- Catering to advanced/average/slow learners through appropriate learning strategies.
- Certification courses and value-added courses offered to students
- Personal accident insurance for all students
- Merit scholarship to students achieving academic excellence
- Fee concession to sports achievers, to orphans or single parent child, SC/ ST students, physically challenged students, students of Ex-Defence / Defence Personnel
- Auditing of Library Books from External Expert [IIMB, Bangalore]
- Peer teaching and Learning in practice
- Separate Alumni web portal –[<http://alumni.presidencycollege.ac.in/>] for engaging alumni online
- “Panorama” – Quarterly In-House Magazine
- “Prez-Beat”, “Computantra”, “C & M CHRONICLE” – Monthly updates of the Department.
- Well defined session plan, course outline and Pre-class reading
- WASS – Wednesday Afternoon Seminar Series
- Working paper series for faculty
- Know Your City
- Student-Teacher collaboration in developing cases
- ‘Earn While You Learn’
- Online Induction Program [www.learnwithflip.com]

- Counseling government school students about the importance of education to reduce the drop out rate [Pragathi School, Kempapura, Bangalore]
- Exchange of Journals with other Institutes
- E-Learning –Lecture notes uploaded on ERP systems, 24/ 7 available to students
- MIS is in practice through Campus management software-ERP [myclassboard.com]
- Pre-placement training through Soft Skills and Aptitude Training
- Only emission certified vehicles are allowed parking inside the campus
- Top performers among staff are given incentive awards
- Teachers are motivated and incentivized with cash and other awards, to encourage efficiency and improve the quality of teaching
- Stock market gaming for portfolio analysis
- Industry based panel discussion
- Project Based Learning (PBL)
- Free usage of Library resources for Neighborhood Colleges & Society

7.2 Provide the Action Taken Report (ATR) based on the plan of action decided upon at the beginning of the year

Annexure-II

7.3 Give two Best Practices of the institution (*please see the format in the NAAC Self-study Manuals*)

- Do It Yourself (DIY) - Advertisement creation and display by students
- Peer Teaching & Learning In Practice
- Personal accident insurance for all students
- Merit scholarship to students achieving academic excellence
- Fee concession to sports achievers, to orphans or single parent child, SC/ ST students, physically challenged students, students of Ex-Defence / Defence Personnel

Provide the details in annexure (annexure need to be numbered as i, ii,iii)

7.4 Contribution to environmental awareness / protection

- Roof Top Rainwater Harvesting
- Solar Light
- Usage of LED bulbs
- Medicinal plants
- Cycle day
- Hazardous Waste Management
- Waste Segregation Management
- E-waste Management

7.5 Whether environmental audit was conducted? Yes No

7.6 Any other relevant information the institution wishes to add. (for example SWOT Analysis)

STRENGTHS:

- NAAC Re-accredited with “A+” Grade in 2nd Cycle
- Awards and ranking: NIRF
- Legacy of more than 40 years of the Group
- Brand Presidency created
- Wide network with feeder colleges
- Strong stakeholder connect
- Go Green initiatives
- Strong faculty team
- Investment and effort in updating pedagogy and faculty development
- Good, sensitive infrastructure
- Recognized Research Centre in Management
- Alma Base for Alumni

WEAKNESS:

- Campus constraints for expansion of the campus
- Space concerns for outdoor sports activities
- Increase numbers of Staff with Ph.D.
- Develop linkages with Industry and National / International Research Institutions

OPPORTUNITIES:

- Strategic alliances and partnerships with International Universities
- Diversification of sources of revenue through better exploitation of consultancy
- Increased focus on Inter Multi disciplinary approach for better learning
- To find means and ways to conserve our fast depleting resources and initiate programmes to save the planet
- To encourage faculty to apply to different state and central funding agencies for research projects
- To have more collaborations with Industries
- To continue the services to the downtrodden by contributing food to the slums identified
- Services of alumni to be better utilized

CHALLENGES:

- To match up to the competition from other autonomous institutions
- To attract more foreign students
- To introduce more UG & PG Course with special reference to applied Sciences
- To meet the diverse need of Student community and to make them employable and to meet the Global competition

8. Plans of institution for next year

- To obtain Autonomous and Potential for Excellence Status
- Tie up with more Professional and Institutional bodies
- To obtain research-funded projects
- To increase collaboration with leading industries and provide consultancy
- To publish maximum number of international journal papers of repute
- Effective involvement of Alumni in various College Activities
- To improve Student Internship Programme
- To develop Presidency Incubation Cell (PIC)
- Plagiarism check for Project & Assignment submissions
- To Organize more number of Workshops and National level conference

Name Dr. Badri H.S

Signature of the Coordinator, IQAC

Name Dr. Muddu Vinay

Signature of the Chairperson, IQAC

Plan of Action by IQAC/Outcome -ANNEXURE-I

Plan of Action	Achievements
Carrying out more of Seminars, Workshops, Industrial and Educational Visits as a part of the academic curriculum	75 Number of learning activities was conducted outside the class room during the previous year
To implement personality development programs, value added certificate courses & pre placement training program for the students	03 Number of new extra-curricular activities within the campus were added in the year 2017-18, Digital Marketing , Marketing Communication, Business Analytics in addition to viz Soft Skills Training, Tally Certificate Programme, BEC [Business English Certificate] Programme, Advanced Excel Programme, CA/CPT, ACCA, Radio Programming
Enhancing employability by introducing additional interdisciplinary programmes	Soft Skills Training, Business Analytics
Career Guidance and Placement Cell to be strengthened	UG-96.72% - Students Placed PG-96.93%- Students Placed
Encouraging students to excel in various sports events	<ul style="list-style-type: none"> ▪ Representing National Level Tennis - Ms. Shilpi Swarupa Das – BA (J) Kabbaddi – Ms. Keerthi Kumar M – BBA ▪ Representing Regional Level Cricket [KPL] – Mr. Sharane Gowda -- BCOM Cricket [KPL] – Mr. Rajesh Kumar -- BCOM Cricket [KPL] – Mr. Manoj Bandage – BBA

	<ul style="list-style-type: none"> ▪ Representing Bangalore University Cricket – Mr. Syed Sufiyan – BCA Cricket – Mr. Praveen Kumar P – BA (J) Archery – Mr. Shiva Chaithanya – BCOM Basket Ball – Mr. Pranai – BA (J) Organized Inter Collegiate Football Tournament – 27th Jan’17 to 02nd Feb’17 Winners – Kristujayanthi College Runners – Christ University In total 32 Student Awards received during 2017-18
<p>Publication of a Journal of international standards</p>	<p>13 paper proceedings in conferences, 37 papers- publication in Journals, 4 In-house FDP conducted</p> <p>PJMTR-Presidency Journal of Management Thought & Research-published high quality research finding and management thought</p>

Action Taken Report (ATR) based on the plan of action decided upon at the beginning of the year - ANNEXURE-II

POINT	ACTION TAKEN
Workshop/Seminars conducted	<ul style="list-style-type: none"> • National Level One Day Workshop on “Unleashing the Creative Potential” 24th November 2017 • National Level One Day Workshop on “The Emerging Trends and Transition of GST in the current Scenario” 09th December 2017 • Orientation programme for the faculty was conducted on 28th June, 2017 on the theme “Research Proposal Writing for Funded Projects”. • Faculty Development Programme “Six Thinking Hats & Concept Mapping” Orientation programme for the faculty was conducted on 29th June, 2017 • “Opportunities for Applying to the Ph.D Programme in Presidency University” Orientation programme for the faculty was conducted on 30th June, 2017 • The faculty of Presidency College had a day of outbound activity at Guhantara Resort – off Kanakapura Main Road on 1st July, 2017. • Orientation Programme for Freshers of the Degree Courses-3rd July, 2017 • Learning Outcomes and Student Evaluation” Orientation programme for the faculty was conducted on 5th July, 2017 • Orientation programme for the faculty was conducted on 27th June, 2017 on the theme “NAAC Way Forward”.
Benefits to staff	<ul style="list-style-type: none"> • Medical Insurance for Teaching & Non Teaching Staff enhanced

	<ul style="list-style-type: none"> • Cash incentives for paper presentation • 6 Months paid Maternity leave for all female permanent staff
Inter-collegiate cultural function /Management Fests	<ul style="list-style-type: none"> • Enorm-International Management Fest was organized in August 2017 • Computantra-IT Fest was organized in August 2017 • Media Fest-Vrittanta was organized February 2018
Community services	<ul style="list-style-type: none"> • Health camps were organized for local community people on eye care & diabetic • Environmental awareness were created to the local community people
Alumni Meet	Organized the Alumni Meet for all UG & PG alumnis –March 2018
Academic Review activity	Governing council meeting of Presidency College is held on a regular basis to review academic performance



Presidency College
 Reaccredited 'A+' by NAAC
 NIRF Top 100 Ranked College
 Kempapura, Hebbal, Bengaluru – 560024
 www.presidencycollege.ac.in

ANNEXURE-III

STUDENT FEEDBACK ON COURSES (1 MINIMUM & 10 MAXIMUM)

BCOM 3rd Yr V Sem(V BCOM A) ,Batch:2017-2018

S. No	STUDENT FEEDBACK ON COURSES (1 MINIMUM & 10 MAXIMUM)	ENTREPRENEURSHIP DEVELOPMENT	INTERNATIONAL FINANCIAL REPORTING STANDARDS	INCOME TAX	COSTING METHODS	INTERNATIONAL FINANCE MANAGEMENT	INTERNATIONAL BANKING & FOREX MANAGEMENT	GOODS & SERVICES TAX (ACC)	GOODS & SERVICES TAX (FIN)	LIFE & GENERAL INSURANCE	ADVANCED ACCOUNTING	SDC - CULTURE, DIVERSITY & SOCIETY	MEN TORING
1	THE TEACHER WAS REGULAR TO ALL CLASSES	9.13	9.25	9.5	9.38	7.14	9.25	9.57	9.43	8.75	9.6	9.25	9.46
2	THE TEACHER WAS PUNCTUAL	9	9.06	9.38	9.38	7.14	9.5	9.43	9.43	9	9.4	9.25	9.15
3	COURSE HANDOUTS WERE UPLOADED ON TIME AND FOLLOWED	8.94	9.06	9.38	9.38	7.29	9.25	9.71	9.43	9	9.4	9.19	9.31
4	COURSE OBJECTIVES AND OUTCOMES WERE EXPLAINED INITIALLY	9	9.31	9.56	8.56	7	9.25	9.43	9.29	9	8.4	9.25	9.46
5	CONCEPTS WERE EXPLAINED USING INNOVATIVE TECHNIQUES OF TEACHING	8.31	8.81	9.5	8.69	7.29	9.5	9.29	9.43	9	7.2	9.13	9.08
6	STUDENTS ARE INVOLVED IN CLASSROOM LEARNING AND DOUBTS CLEARED	8.38	9.06	9.38	8.44	6.86	9	9.71	9.43	9	7	9.06	9.46
7	ADEQUATE EXAMPLES AND EXPLANATION WAS GIVEN	8.94	9.25	9.44	8.63	7.29	9.25	9.57	9.29	9	7.2	9.25	9.46

8	FEEDBACK ON PERFORMANCE AFTER EACH TEST/PROJECT/ASSIGNMENT WAS QUICK	8.81	8.75	9.44	8.94	7.14	9	9.29	9.14	9	9.2	9.13	9.23
9	CLASS DISCIPLINE WAS WELL MAINTAINED	8.38	9.19	9.31	8.88	7.86	9.25	9.71	9.43	9	8.8	9.06	9.38
10	RUBRICS FOR EACH ASSIGNMENT WAS EXPLAINED AND EVALUATION WAS FAIR	8.94	8.81	9.31	8.63	7.14	9.25	9.43	9.29	9	9.4	9.13	9.38
11	CLASSROOM TEACHING INCREASED MY INTEREST IN THE SUBJECT	8.38	9.19	9.31	8.69	7.71	9.25	9.29	9.43	9	7.2	8.81	9.08
12	THE COURSE MADE ME WORK HARD	8.19	9	9.19	8.56	7.71	9.5	9.14	9.29	9	9.4	8.75	9.08
13	OVERALL QUALITY OF TEACHING AND INTERACTION	8.38	9.25	9.38	8.69	7.29	9.25	9.43	9.43	9	8.2	8.88	9.15
14	MY SATISFACTION WITH THE COURSE IS:	8.38	9.13	9.44	8.81	7.14	9.5	9.29	9.43	9	8.8	8.94	9.15
Total Average		8.65	9.08	9.39	8.83	7.29	9.29	9.45	9.37	8.98	8.51	9.08	9.27



Presidency College
 Reaccredited 'A+' by NAAC
 NIRF Top 100 Ranked College
 Kempapura, Hebbal, Bengaluru – 560024
 www.presidencycollege.ac.in

SELF RATING OF OWN EFFORT (1 MINIMUM & 10 MAXIMUM)

BCA 3rd Yr V Sem(V BCA B) ,Batch:2017-2018

S. No	SELF RATING OF OWN EFFORT (1 MINIMUM & 10 MAXIMUM)	DATA COMMUNICATION & NETWORKS	SOFTWARE ENGINEERING	COMPUTER ARCHITECTURE	JAVA PROGRAMMING	MICROPROCESSOR & ASSEMBLY LANGUAGE	JAVA PROGRAMMING LAB	ASSEMBLY LANGUAGE PROGRAMMING LAB	PROJECT LAB	EMPLOYABILITY ENHANCEMENT PROGRAMME	BANKING & FINANCE
1	I WAS REGULAR AND PUNCTUAL TO CLASS	9.06	9.1	8.94	9	9.07	8.9	8.65	9.33	8.64	8.63
2	I DID MY PRE-CLASS READING REGULARLY	8.39	8.28	8.84	8.73	8.79	8.45	8.29	9.03	8.59	8.27
3	I DID MY POST-CLASS ASSIGNMENTS WELL	8.71	8.41	9.13	9.03	8.96	8.86	8.71	9	8.64	8.63
4	I AM SATISFIED WITH MY EFFORT	8.48	8.17	8.69	8.67	8.54	8.45	8.52	8.93	8.59	8.47
5	APPROACHED MY FACULTY FOR ALL QUERIES IN THE COURSE	8.58	8.21	8.91	8.5	8.57	8.59	8.65	8.87	8.18	8.27
Total Average		8.64	8.43	8.9	8.79	8.79	8.65	8.56	9.03	8.53	8.45



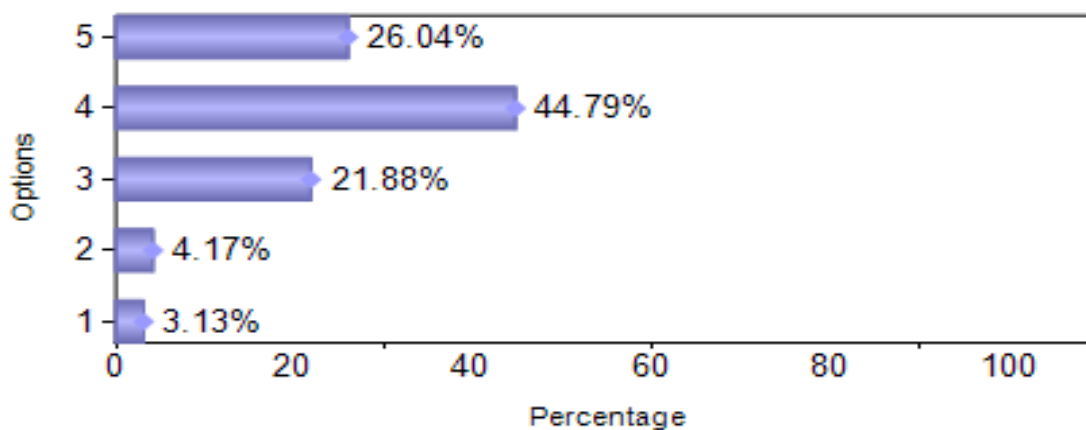
Presidency College
 Reaccredited 'A+' by NAAC
 NIRF Top 100 Ranked College
 Kempapura, Hebbal, Bengaluru – 560024
 www.presidencycollege.ac.in

STUDENT FEEDBACK ON INSTITUTIONAL PERFORMANCE

B. A. (June 2017 to Dec 2017)

Sno	Question	1	2	3	4	5
1	Overall impact of college on Student life	3	4	21	43	25
2	College Office Support	1	13	22	31	29
3	Security alert and approach	3	4	19	34	36
4	Overall ambiance / cleanliness of the Campus	2	7	21	34	32
5	Canteen Facility	19	18	29	16	14
6	Internet Facility (Wi-Fi)	40	14	15	14	13
7	Sports Facility	9	20	30	20	17
8	ERP Updates and Class scheduling	7	7	25	32	25
9	Assessment, Evaluation and Feedback	3	3	17	42	31
10	Library Facility		5	23	35	33
11	Co-Curricular and Extra Curricular Activities	3	4	24	37	28
12	Quality of Teaching and Support	1	1	15	35	44
Total		91	100	261	373	327

1) Overall impact of college on Student life

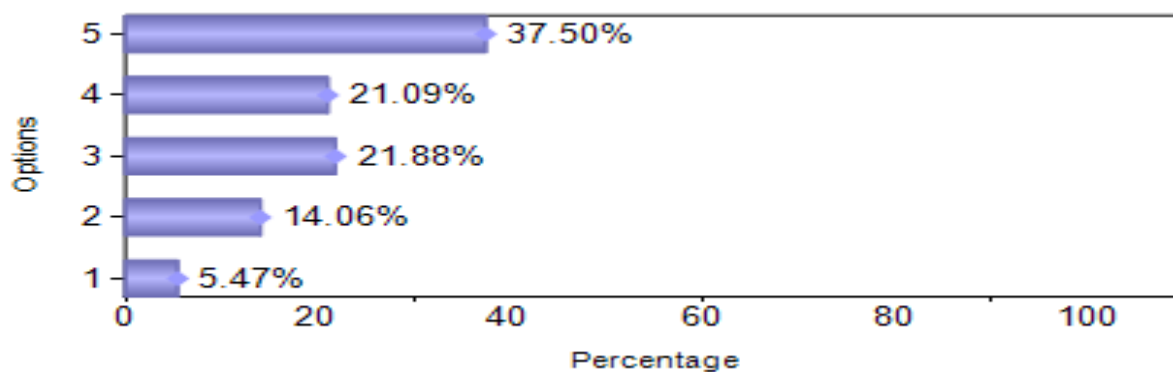


LIBRARY FEEDBACK

B. B. A. (June 2017 to Dec 2017)

Sno	Question	1	2	3	4	5
1	Library support for Project / Assignment	7	18	28	27	48
2	Display of new arrivals – books, magazines	12	14	22	26	54
3	Faculty give assignments which are library dependent	12	14	26	30	46
4	Photocopying facilities in the Library	11	11	25	24	57
5	E-resources in the Library	9	12	28	36	43
6	Library Staff are Cooperative and Helpful	6	11	26	31	54
7	Availability of Books, Periodicals, Journals /Other resources	3	10	26	35	54
8	Approach and alert of Library Faculty	4	13	26	35	50
9	Ambiance and Seating in the Library	4	11	19	29	65
Total		68	114	226	273	471

1)Library support for Project / Assignment

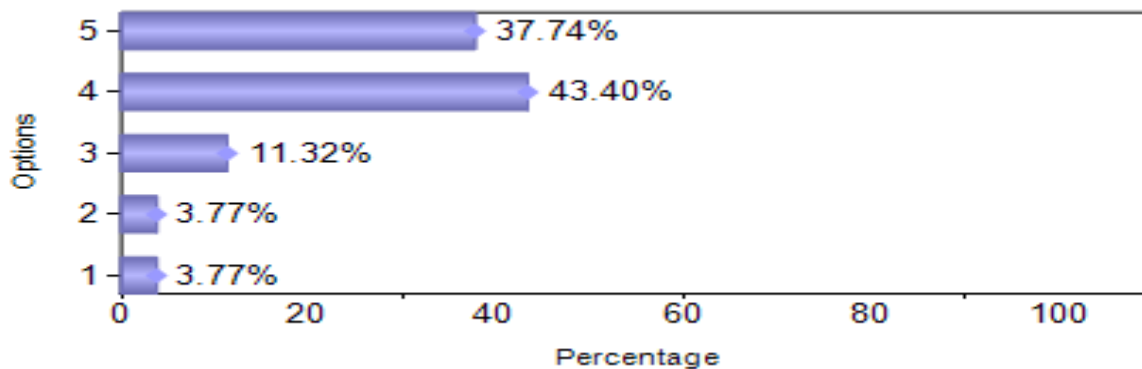


FEEDBACK ON CURRICULUM

MCOM (July 2017 to Jan 2018)

Sno	Question	1	2	3	4	5
1	Curriculum delivery by faculty is related to real life applications	2	2	6	23	20
2	Lab classes / courses are given equal importance to	2	4	5	25	17
3	Scheme of valuation is discussed after each test / examination	1	1	5	23	23
4	Electives are offered in terms of relevance to specialization	1	4	7	19	22
5	Faculty gives us enough reference books to refer to in the subject		2	10	24	17
6	Syllabus is overloaded and hence rushed with in class.	1	5	9	21	17
7	Value based learning is integrated in the curriculum and prefinal ethics is discussed in class.		2	9	23	19
8	Curriculum approach is inter-disciplinary for approach.		3	6	24	20
9	Assignments are given in time and rubrics shared for assessment	1	3	7	22	20
10	Curriculum delivery is done by sharing course handout in time, rubrics are explained	1	4	9	15	24
Total		9	30	73	219	199

1)Curriculum delivery by faculty is related to real life applications





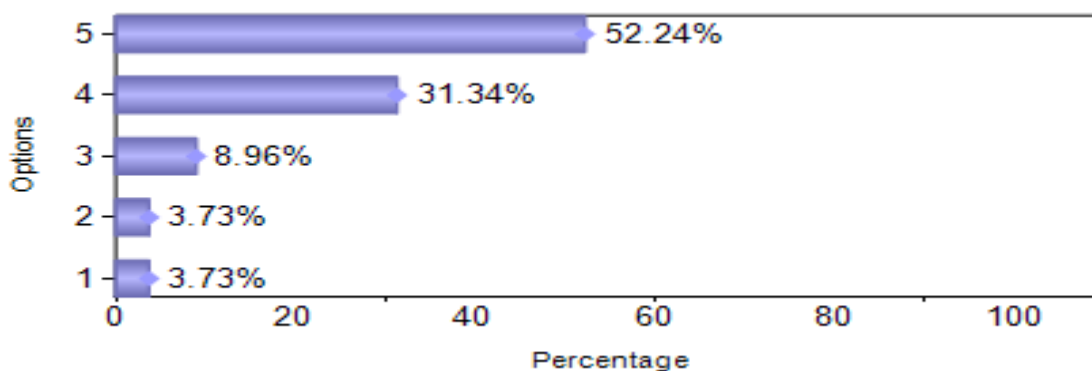
Presidency College
 Reaccredited 'A+' by NAAC
 NIRF Top 100 Ranked College
 Kempapura, Hebbal, Bengaluru – 560024
www.presidencycollege.ac.in

PARENT FEEDBACK

B.COM. (June 2017 to Dec 2017)

Sno	Question	1	2	3	4	5
1	Overall ambience / infra of the College	5	5	12	42	70
2	Administrative Office Support and response	7	4	16	49	58
3	Value added programmes offered	8	4	33	40	49
4	Field trips and other trips	13	12	37	40	32
5	Placement support	2	4	50	30	48
6	Industry exposure	10	10	35	33	46
7	Exposure to extra curricular / inter collegiate activities	5	5	23	47	54
8	Approachability and sensitivity of faculty	4	3	8	41	78
9	ERP and SMS updates	6	1	4	19	104
10	Periodicity of PTM's	6	4	5	26	93
11	Class tests and examination conducted	6	3	6	23	96
12	Overall / Class Discipline	6	4	10	51	63
13	Timely updates on attendance	8		5	22	99
14	Timely updates / notifications given	4	3	10	26	91
15	Overall quality of Teaching Support	5	3	5	43	78
Total		95	65	259	532	1059

1) Overall ambience / infra of the College





Presidency College
 Reaccredited 'A+' by NAAC
 NIRF Top 100 Ranked College
 Kempapura, Hebbal, Bengaluru – 560024
www.presidencycollege.ac.in

ALUMNI FEEDBACK

PG-MCOM (FA) 2015 – 2017 Batch

Sno	Question	1	2	3	4	5
1	Alumni Association	5	3	8	6	1
2	Intercollegiate Fests	4	7	5	6	1
3	Value Added Programmes	5	5	5	6	2
4	Placement Assistance	4	3	7	6	3
5	Industry Support	3	1	13	4	2
6	Faculty Support	2	1	6	11	3
7	Quality Of Teaching	2	2	5	12	2
Total		25	22	49	51	14

1) Alumni Association

